Safety Zone: Place all copy within the safety zone. Tip: Keep copy .25" away from all trims and folds for a balanced appearance.

Trim Line: The final trim of the document.

Bleed: If your document has content (graphics, pictures, etc) that reaches the trim line the content must extend all the way to the outer edge of the Grey Bleed Box.

PPC IS

Brochure
6 page roll fold*
11" x 8.5" fold to 3.6875" x 8.5"

Details - 6 page roll fold (AKA: Tri-fold or Letterfold)	
Flat Size	11" x 8.5"
Final Size	3.6875" x 8.5"
Pages	6
Panels	3

*Roll fold brochures have the outer two panels the same width. Every panel after that must be slightly shorter than the previous to allow for proper folding.



FOLD-IN PANEL FRONT
(3.625")

OUTSIDE BACK PANEL
(3.6875")

OUTSIDE FRONT PANEL
(3.6875")

PPC IS

888 414 1777

PPCIS.COM

Safety Zone: Place all copy within the safety zone. Tip: Keep copy .25” away from all trims and folds for a balanced appearance.

Trim Line: The final trim of the document.

Bleed: If your document has content (graphics, pictures, etc) that reaches the trim line the content must extend all the way to the outer edge of the Grey Bleed Box.

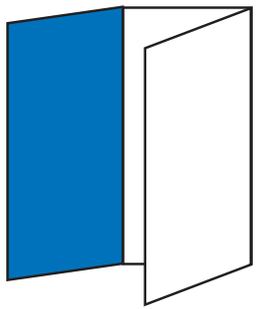

INSIDE FRONT PANEL
(4.583”)

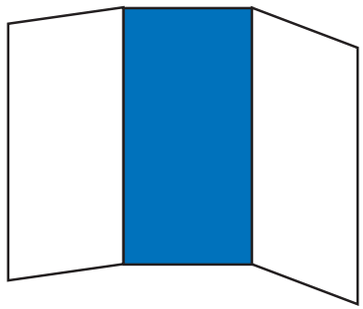

INSIDE CENTER PANEL
(4.583”)

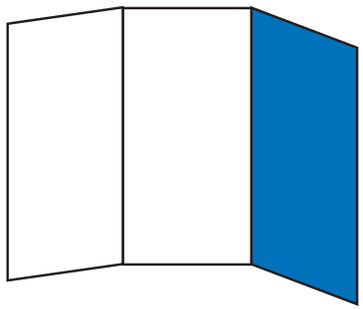

FOLD-IN PANEL BACK
(4.521”)